

TOURISM EMPLOYMENT IN 2022

AN UNEVEN RECOVERY

Tourism HR
Canada



RH Tourisme
Canada



Employment demand in the tourism sector is projected to surpass pre-pandemic levels **by 2025 growing by 2.5% over 2019's** employment level.



Tourism's share of overall employment in Canada **in 2025 (10.5%) will fall** just shy of its share in 2019 (10.8%).



Employment is projected to total more than **1.96 million jobs in 2022**, about 94 per cent of the pre-pandemic level.

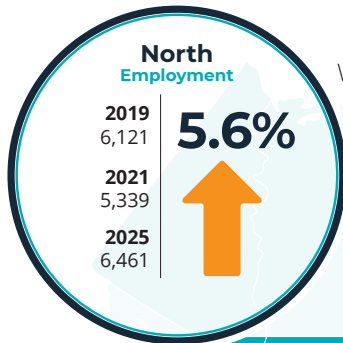


In 2021, tourism occupations had an **average vacancy rate of 5.9 per cent, more than 1.5 times the pre-pandemic level.** Tourism's job vacancy rate was almost two percentage points higher than the rate in the overall economy.


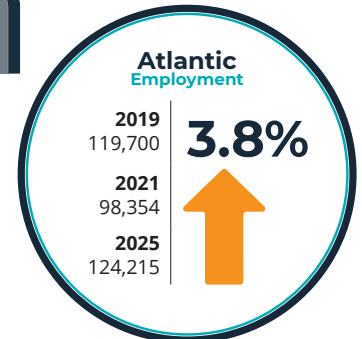
While tourism employment is rebounding, the sector is still **struggling to find and hire new workers.** Stakeholders need timely and relevant labour market information to meet this ongoing challenge.

National & Regional Employment Demand projections to 2025*



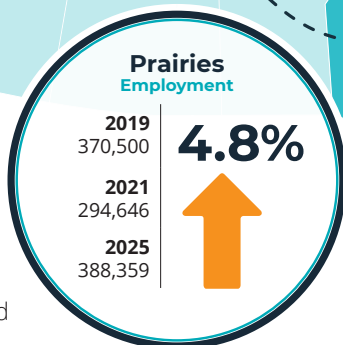
Tourism employment in Atlantic Canada, Ontario, the Prairies, and Northern Territories is **projected to surpass** pre-pandemic levels. Employment in Quebec and British Columbia is **projected to remain below** pre-pandemic levels.



While doing quite well in most tourism industries, the Northern territories are facing employment challenges in the transportation industry. Even in 2025, its transportation **employment demand could still be 3.7% lower** than the 2019 levels.



Employment in British Columbia's transportation industry is anticipated to **grow 4.6%** by 2025.



Employment in Quebec's accommodation industry is expected to **recover** to pre-pandemic levels by 2025.



Projections of employment demand by industry

	2019	2021	2025	Change (%) 2019 vs 2025
Accommodation	188,166	128,180	191,553	1.8%
Food and beverage services	970,442	791,268	1,014,884	4.6%
Recreation and entertainment	503,402	413,843	501,562	-0.4%
Transportation	364,154	296,731	370,208	1.7%
Travel Services	55,857	38,216	56,064	0.4%
Tourism Sector	2,083,021	1,668,239	2,134,271	2.5%
Tourism Sector (share of overall employment)	10.8%	8.7%	10.5%	

Employment gains in the **food and beverage services industry** will be a key driver of overall tourism employment growth.



Data pulled from the July 2022 report for Tourism HR Canada produced by the Conference Board of Canada. | *Percentages indicate projected employment growth between 2019 and 2025.